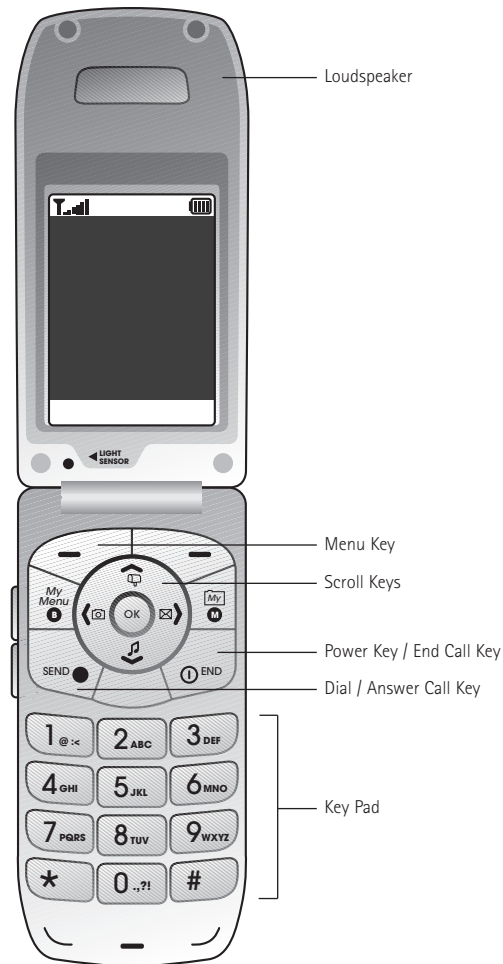


Your phone

Your Cellhire phone has been quality checked and tested and both batteries are fully charged.



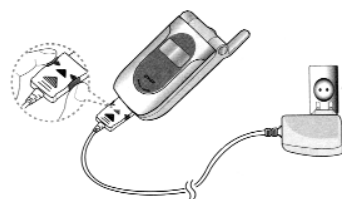
1. To power phone on / off

Press and hold until the phone powers on.

Repeat to switch off.

2. Charging the battery

Connect the lead from the charger to the socket on the bottom of your phone then connect the charger to a wall socket. You may need to use a travel adaptor. This is included in your rental pack.



You can use the phone while the charger is connected.

3. Answering / ending calls

To answer a call, press .

To end a call, press .

4. Making calls

To make an emergency call

Dial 119 .

To redial recently called numbers

Press then scroll to the desired number and press to send the call.

To make a domestic call

Dial CITY/AREA CODE + PHONE NUMBER and press to send the call.

E.g. Domestic call within Korea, dial: 02 1234567.

To make an international call whilst in Korea

Dial 00388 followed by COUNTRY CODE + CITY/AREA CODE + PHONE NUMBER and press to send call.

(COUNTRY CODES are listed overleaf. The CITY/AREA code of most countries outside of North America begins with 0. This 0 should be omitted when dialling.)

E.g. International call to the UK, dial: 00388 44 207 123 456.

5. Phone book

Saving contacts

In standby mode, press under menu followed by .

Ensure that NEW ENTRY is highlighted then press .

Use the keypad to enter the contact's name then scroll down to the HOME, OFFICE or MOBILE fields using (bottom scroll key) and enter the contact's home, office or mobile number using the key pad.

Press then exit menu.

Searching for / calling a contact

Press under FIND then enter the first letter of the desired contact.


Press under FIND then scroll to the desired contact and press to send the call.



Retrieval of messages left in your VoiceMail will be charged at the standard call rate. Please refer to your Rental Agreement for your unit rate.

Important note: In order for Cellhire to offer the best possible rental service, please do not change the standard VoiceMail greeting or the default PIN code. If it is necessary for you to alter the greeting, please contact a Cellhire representative for further assistance.

When you receive a new VoiceMail message, an envelope symbol will appear on the on the phone screen and NEW VOICEMAIL MESSAGES will be displayed.

To listen to your messages

Press  if the VoiceMail symbol is present.

Or press  followed by 88 then .

After the first voice prompt, enter the last four digits of your Korean number.

After the second voice prompt press 1.



Additional Information

For further information, please visit www.cellhire.co.uk and click support.

International country codes

Australia	61
Austria	43
Belgium	32
Brazil	55
Canada	1
China	86
Finland	358
France	33
Germany	49
Greece	30
Hong Kong	852
Italy	39
Japan	81
Netherlands	31
Norway	47
Portugal	351
Russia	7
South Africa	27
Spain	34
Sweden	46
Switzerland	41
Taiwan	886
UK	44
US	1

Cellhire has pre-arranged procedures to collect your equipment, simply follow the instructions below.

Returning your equipment within the EU:

Step 1: Place the equipment in the bubble-wrap, insert into the return bag and seal.

Step 2: Please ensure the phone and equipment are packed in the bubble wrap provided and are placed in the Cellhire bag. Failure to do so will make you liable for any damages caused in transit.

Step 3: Call UPS in the country you are in (see list below) to arrange collection. Inform UPS that you have a prepaid return airway bill. Delivery and collection will take place in the same country.

Step 4: Hand the package to the UPS representative. If you are staying in a hotel, leave the package with the hotel concierge or reception desk. Make sure you take the name of the hotel representative for future reference.

UPS contact numbers (Please call UPS in the country that you will be returning your equipment from)

Austria	0810 006630	Italy	800 877 877
Belgium	0800 12828	Luxembourg	800 225 10
Denmark	8030 2222	Netherlands	0800 099 1300
Finland	0800 1 877 877	Portugal	707 23 23 23
France	0800 877 877	Spain	902 88 88 20
Germany	0800 8826630	Sweden	020 788 799
Greece	210 998 4000	Switzerland	0800 55 88 33
Ireland	1 800 57 57 57	UK	08457 877 877

Important: The equipment is the customer's responsibility until it is scanned and collected by the courier. Any lost package without proof of courier collection is the sole responsibility of the customer.

Lost / stolen equipment

If your equipment is lost or stolen you must call Cellhire immediately on the number shown below. All calls made are the responsibility of the customer until the theft / loss is reported to Cellhire.

24 Hour Global Support

UK freephone*: 0800 610 610
UK International: +44 (0) 1904 610 610

*Free call from a landline only.

For on-line support, please visit www.cellhire.co.uk and click support.

Thank you for renting from Cellhire.